



District Report Card: 2017


State: Chhattisgarh	District: Raipur
Class: 8	Subject: Language
Schools: 51	Students: 1404


Participation/Coverage


Students

<div>GENDER</div> <div></div>	Boys		Girls	
	Number	%	Number	%
	615	43.80	789	56.20

<div>AREA</div> <div></div>	Rural		Urban	
	Number	%	Number	%
	1052	74.93	352	25.07

<div>CATEGORY</div> <div></div>	SC		ST		OBC		GEN	
	Number	%	Number	%	Number	%	Number	%
	380	27.07	88	6.27	886	63.11	50	3.56

<div>CWSN</div> <div></div>	LD	VI	HI	S&LD	ID	Oth
	3	1	0	0	0	0

<div>Management</div> <div></div>	Government		Government-aided	
	Number	%	Number	%
	1381	98.36	23	1.64

Average Performance of Students in Language (%)

Overall	Gender		Area		Management		Social Group			
	Male	Female	Rural	Urban	Govt.	Aided	SC	ST	OBC	GEN
52.49	50.96	53.69	50.20	59.34	52.53	50.14	51.63	49.47	52.85	58.00

Performance on Learning Outcomes (LOs)

Learning Outcomes	Description	Average Performance(%)
L813	Read textual/non-textual materials with comprehension and identifies the details, characters, main idea and sequence of ideas and events while reading	52.49

Range of Performance of Students who Answered Correctly							
Below 30%		30% - 50%		50% - 75%		Above 75%	
Number	%	Number	%	Number	%	Number	%
265	18.87	361	25.71	554	39.46	224	15.95

Lowest Performing Learning Outcomes (LOs)

1 - Read textual/non-textual materials with comprehension and identifies the details, characters, main idea and sequence of ideas and events while reading (52.49)